

Introductory sub-table (I)(a)			
Name of the Company: VELOX INDUSTRIES LIMITED (FORMERLY KNOW AS KHATAU EXIM LIMITED)			
Scrip Code, Name of the scrip, class of security: 506178, EQUITY SHARES			
Quarter ended: 30th September, 2015			
Partly paid-up shares:-	No. of partly paid-up shares	As a % of total no. of partly paid-up shares	As a % of total no. of shares of the company
Held by promoter/promoter group	0	0	0
Held by public	0	0	0
Total - A	0	0	0
Outstanding convertible securities:-	No. of outstanding securities	As a % of total no. of outstanding convertible securities	As a % of total no. of shares of the company, assuming full conversion of the convertible securities
Held by promoter/promoter group	0	0	0
Held by public	0	0	0
Total - B	0	0	0
Warrants:-	No. of warrants	As a % of total no. of warrants	As a % of total no. of shares of the company, assuming full conversion of warrants
Held by promoter/promoter group	0	0	0
Held by public	0	0	0
Total - C	0	0	0
Total paid-up capital of the company, assuming full conversion of warrants and convertible securities			Rs.24,90,000/- (Being 2,49,000 Equity shares of Rs.10/- Each)







		Table (I)(a)						
Category code	Category of Shareholder	Number of Shareholders	Total number of shares	Number of shares held in dematerialized form	Total shareholding as a percentage of total number of shares		Shares Pledged or otherwise encumbered	
					As a percentage of (A+B) ¹	As a percentage of (A+B+C)	Number of shares	As a percentage
(I)	(II)	(III)	(IV)	(V)	(VI)	(VII)	(VIII)	(IX)= (VIII)/(IV)*100
(A)	Shareholding of Promoter and Promoter Group							
1	Indian							
(a)	Individuals/ Hindu Undivided Family							
		0	0	0	0.00	0.00	0	0.00
(b)	Central Government/ State Government(s)							
		0	0	0	0.00	0.00	0	0.00
(c)	Bodies Corporate							
		0	0	0	0.00	0.00	0	0.00
(d)	Financial Institutions/ Banks							
		0	0	0	0.00	0.00	0	0.00
(e)	Any Others(Specify)							
		0	0	0	0.00	0.00	0	0.00
	Sub Total(A)(1)	0	0	0	0.00	0.00	0	0.00
2	Foreign							
(a)	Individuals (Non-Residents Individuals/ Foreign Individuals)							
		0	0	0	0.00	0.00	0	0.00
(b)	Bodies Corporate							
		1	170850	0	68.61	68.61	0	0.00
(c)	Institutions							
		0	0	0	0.00	0.00	0	0.00
(d)	Qualified Foreign Investor							
		0	0	0	0.00	0.00	0	0.00
(e)	Any Others(Specify)							
		0	0	0	0.00	0.00	0	0.00



	Sub Total(A)(2)	1	170850	0	68.61	68.61	0	0.00
	Total Shareholding of Promoter and Promoter Group (A)= (A)(1)+(A)(2)	1	170850	0	68.61	68.61	0	0.00
(B)	Public shareholding							
1	Institutions							
(a)	Mutual Funds/ UTI	0	0	0	0.00	0.00	0	0.00
(b)	Financial Institutions / Banks	0	0	0	0.00	0.00	0	0.00
(c)	Central Government/ State Government(s)	0	0	0	0.00	0.00	0	0.00
(d)	Venture Capital Funds	0	0	0	0.00	0.00	0	0.00
(e)	Insurance Companies	0	0	0	0.00	0.00	0	0.00
(f)	Foreign Institutional Investors	0	0	0	0.00	0.00	0	0.00
(g)	Foreign Venture Capital Investors	0	0	0	0.00	0.00	0	0.00
(h)	Qualified Foreign Investor	0	0	0	0.00	0.00	0	0.00
(i)	Any Other (specify)	0	0	0	0.00	0.00	0	0.00
	Sub-Total (B)(1)	0	0	0	0.00	0.00	0	0.00
(2)	Non-institutions							
(a)	Bodies Corporate	1	27525	0	11.05	11.05	0	0.00
(b)	Individuals							
i)	Individuals -i. Individual shareholders holding nominal share capital up to Rs 1 lakh	129	19025	0	7.64	7.64	0	0.00
ii)	Individual shareholders holding nominal share capital in excess of Rs. 1 lakh.	3	31600	0	12.69	12.69	0	0.00
(c)	Qualified Foreign Investor	0	0	0	0.00	0.00	0	0.00
(d)	Any Other (specify)	0	0	0	0.00	0.00	0	0.00
	Sub-Total (B)(2)	133	78150	0	31.38	31.38	0	0.00




	Total Public Shareholding (B)= (B)(1)+(B)(2)	133	78150	0	31.39	31.39	0	0.00
	TOTAL (A)+(B)	134	249000	0	100.00	100.00	0	0.00
	(C) Shares held by Custodians and against which Depository Receipts have been issued							
1	Promoter and Promoter Group	0	0	0	0	0.00	0	0.00
2	Public	0	0	0	0	0.00		
	Sub-Total (C1+C2)	0	0	0	0	0	0	0
	GRAND TOTAL (A)+(B)+(C)	134	249000	0	100.00	100.00	0	0.00



(I)(b) Statement showing holding of securities (including shares, warrants, convertible securities) of persons belonging to the category "Promoter and Promoter Group"


Sr.	Name of the shareholder	Details of Shares held		Encumbered shares (*)			Details of warrants		Details of convertible securities		Total shares (including underlying shares assuming full conversion of warrants and convertible securities) as a % of diluted share capital
		Number of shares held	As a % of grand total (A)+(B)+(C)	No.	As a percentage	As a % of grand total (A)+(B)+(C) of sub-clause (I)(a)	Number of warrants held	As a % total number of warrants of the same class	Number of convertible securities held	As a % total number of convertible securities of the same class	
No.	(II)	(III)	(IV)	(V)	(VI)=(V)/(III)*100	(VII)	(VIII)	(IX)	(X)	(XI)	(XII)
1	* M/s. Zeus Trading Enterprise Pte Ltd	170850	68.61	0	0.00	0.00	0	0	0	0	0
2											
3											
4											
5											
6											
7											
8											
9											
10											
11											
TOTAL		170850	68.61	0	0.00	0.00	0	0	0	0	0

(*) Acquired pursuant to inter-se transfer in terms of clause 10(1)(a)(iii) of the SEBI (Substantial Acquisition of shares & Takeover) Regulations, 2011.




(I)(c)(i) Statement showing holding of securities (including shares, warrants, convertible securities) of persons belonging to the category "Public" and holding more than 1% of the total number of shares

Sr. No.	Name of the shareholder	Number of shares held	Shares as a percentage of total number of shares {i.e., Grand Total (A)+(B)+(C) indicated in Statement at para (I)(a) above}	Details of warrants		Details of convertible securities		Total shares (including underlying shares assuming full conversion of warrants and convertible securities) as a % of diluted share capital
				Number of warrants held	As a % total number of warrants of the same class	Number of convertible securities held	% w.r.t total number of convertible securities of the same class	
1	M/s.Shukdev Finvest Pvt. Ltd.	27525	11.05	0	0	0	0	0
2	Ms.Neha Pande	10700	4.30	0	0	0	0	0
3	Ms.Rajwanti	10500	4.22	0	0	0	0	0
4	Ms.Savita Anand	10400	4.18	0	0	0	0	0
5	Ms.Madhu Manoj Jain	9500	3.82	0	0	0	0	0
6	Ms.Neha Verma	5150	2.07	0	0	0	0	0
TOTAL		73775	29.63	0	0	0	0	0




(I)(c)(ii) Statement showing holding of securities (including shares, warrants, convertible securities) of persons (together with (I)(c)(ii) PAC) belonging to the category "Public" and holding more than 5% of the total number of shares of the company

.Sr. No	Name(s) of the shareholder(s) and the Persons Acting in Concert (PAC) with them	Number of shares	Shares as a percentage of total number of shares i.e., Grand Total{) A)+(B)+(C(indicated in Statement at para)I)(a(}above	Details of warrants		Details of convertible securities		Total shares including(underlying shares assuming full conversion of warrants and convertible securities) as a of diluted% share capital
				Number of warrants	As a % total number of warrants of the same class	Number of convertible securities held	w.r.t% total number of convertible securities of the same class	
1	M/s.Shukdev Finvest Pvt. Ltd	27525	11.05	0	0	0	0	0
TOTAL		27525	11.05	0	0	0	0	0




(I)(d) Statement showing details of locked-in shares

Sr. No.	Name of the shareholder	Number of locked-in shares	Locked-in shares as a percentage of total number of shares {i.e., Grand Total (A)+(B)+(C) indicated in Statement at para (I)(a) above}
1	NIL	NIL	NIL
TOTAL		NIL	NIL



(II)(a) Statement showing details of Depository Receipts (DRs)

Sr. No.	Type of outstanding DR (ADRs, GDRs, SDRs, etc.)	Number of outstanding DRs	Number of shares underlying outstanding DRs	Shares underlying outstanding DRs as a percentage of total number of shares {i.e., Grand Total (A)+(B)+(C) indicated in Statement at para (I)(a) above}
1	NIL	NIL	NIL	NIL
TOTAL		NIL	NIL	NIL



(II)(b) Statement showing holding of Depository Receipts (DRs), where underlying shares held by "promoter/promoter group" are in excess of 1% of the total number of shares

Sr. No.	Name of the DR Holder	Type of outstanding DR (ADRs, GDRs, SDRs, etc.)	Number of shares underlying outstanding DRs	Shares underlying outstanding DRs as a percentage of total number of shares {i.e., Grand Total (A)+(B)+(C) indicated in Statement at para (I)(a) above}
1	NIL	NIL	NIL	NIL
TOTAL		NIL	NIL	NIL

