

VELOX INDUSTRIES LIMITED

(FORMERLY KHATAU EXIM LIMITED)

REGD. OFF.: THE SUBMIT BUSINESS BAY, 102-103, LEVEL-1

SERVICE ROAD, WESTERN EXPRESS HIGHWAY, VILLEY PARLE (EAST), MUMBAI - 400052

CIN: L15122MH1983PLC029364


UNAUDITED FINANCIAL RESULTS FOR THE QUARTER AND HALF YEAR ENDED 30 SEPTEMBER, 2019

Particulars	Standalone					(Rs. in Lakhs)
	Quarter Ended 30.09.2019	Quarter Ended 30.06.2019	Quarter Ended 30.09.2018	Half Year Ended 30.09.2019	Half Year Ended 30.09.2018	Financial Year Ended 31.03.2019
	Unaudited	Unaudited	Unaudited	Unaudited	Unaudited	Audited
Income from Operations:						
(a) Revenue from Operations	0.00	0.00	0.00	0.00	0.00	0.00
(b) Other Income	0.00	0.00	0.00	0.00	0.00	0.00
Total Net Sales / Operating Income	0.00	0.00	0.00	0.00	0.00	0.00
Expenses						
a. Cost of Materials Consumed	0.00	0.00	0.00	0.00	0.00	0.00
b. Purchase of stock in Trade	0.00	0.00	0.00	0.00	0.00	0.00
c. (Increase) /decrease in FG,WIP & stock in trade	0.00	0.00	0.00	0.00	0.00	0.00
d. Staff cost	0.00	0.00	0.00	0.00	0.00	0.00
e. Depreciation	0.00	0.00	0.00	0.00	0.00	0.00
f. Other expenditure	1.11	3.96	0.36	5.06	3.41	5.66
Total expenses	1.11	3.96	0.36	5.06	3.41	5.66
Profit(loss) before exceptional Items and Tax	(1.11)	(3.96)	(0.36)	(5.06)	(3.41)	(5.66)
Exceptional Items	0.00	0.00	0.00	0.00	0.00	0.00
Profit (+)/ Loss (-) from before tax	(1.11)	(3.96)	(0.36)	(5.06)	(3.41)	(5.66)
Tax Expense	0.00	0.00	0.00	0.00	0.00	0.00
(1) Current Tax	0.00	0.00	0.00	0.00	0.00	0.00
Income Tax adjustment of Previous Year	0.00	0.00	0.00	0.00	0.00	0.00
Mat Credit Entitlement	0.00	0.00	0.00	0.00	0.00	0.00
(2) Deferred Tax	0.00	0.00	0.00	0.00	0.00	0.00
Profit (+)/ Loss (-) for the period from continuing operations	(1.11)	(3.96)	(0.36)	(5.06)	(3.41)	(5.66)
Profit (+)/ Loss (-) from discontinuing operations before tax	0.00	0.00	0.00	0.00	0.00	0.00
Tax Expense of discounting operations	0.00	0.00	0.00	0.00	0.00	0.00
Profit (+)/ Loss (-) from discontinuing operations(after Tax)	0.00	0.00	0.00	0.00	0.00	0.00
Net Profit / (Loss) for the period	(1.11)	(3.96)	(0.36)	(5.06)	(3.41)	(5.66)
Other Comprehensive Income						
A) Items that will not be reclassified to P/L A/c	0.00	0.00	0.00	0.00	0.00	0.00
B) Items that will be reclassified into P/L A/c	0.00	0.00	0.00	0.00	0.00	0.00
Other Comprehensive Income / Loss for the period , net of Tax	0.00	0.00	0.00	0.00	0.00	0.00
Total Comprehensive Income for the Period	(1.11)	(3.96)	(0.36)	(5.06)	(3.41)	(5.66)
Paid up Equity Share Capital(Face Value of Rs. 10/- per Share)	34.90	34.90	34.90	34.90	34.90	34.90
Reserve excluding revaluation reserves	-	-	-	-	-	(30.02)
Earnings per share (before extraordinary items) Rs.	(0.32)	(1.13)	(0.10)	(1.45)	(0.98)	(1.62)
Earnings per share (after extraordinary items) Rs.	(0.32)	(1.13)	(0.10)	(1.45)	(0.98)	(1.62)

Notes:

1. The above results have been reviewed by the Audit Committee and approved by the Board of Directors at their respective Meetings held on 14th November, 2019.
2. The Un-audited financial results have been prepared by the company in accordance with the Companies (Indian accounting standards) Rules, 2015 (IND AS) prescribed under section 133 of the companies act 2013 and other recognised accounting practices and policies to extent applicable .
3. The Company is operating in one segment only.
4. The Company has adopted IndAS-116 on "Leases" w.e.f. April 1, 2019 and it's application did not have any effect on the financial results and earning per share of the company.
5. The previous period figures have been re-grouped and re-arranged wherever necessary.

For Velox Industries Limited



Sanjiv Jain
Chairman

Place: Mumbai

Dated: 14th November, 2019

VELOX INDUSTRIES LIMITED

(FORMERLY KHATAU EXIM LIMITED)

REGD. OFF.: THE SUBMIT BUSINESS BAY, 102-103, LEVEL-1


SERVICE ROAD, WESTERN EXPRESS HIGHWAY, VILLEY PARLE (EAST), MUMBAI - 400052

CIN: L15122MH1983PLC029364

Statement of Assets and Liabilities as on 30-09-2019

PARTICULARS	Standalone	
	As at 30.09.2019	(Rs. in Lakh) As at 31.03.2019
ASSETS		
Non-current assets :		
(a) Property, Plant and Equipment		
(b) Capital work-in progress		
(c) Other Intangible assets		
(d) Intangible assets under development		
(e) Financial Assets		
(i) Investments		
- In Others	44,278	44,278
(ii) Trade receivables		
(f) Deferred tax assets (net)	72,982	72,982
(g) Other non-current assets	15,015,000	15,015,000
Total Non-current Assets	15,132,260	15,132,260
Current assets		
(a) Inventories		
(b) Financial Assets		
(i) Trade receivables		
(ii) Cash and cash equivalents	815,404	347,365
(c) Current Tax Assets (Net)		
(d) Other current assets	3,244,904	3,182,306
Total Current Assets	4,060,308	3,529,671
Total Assets	19,192,568	18,661,931
EQUITY AND LIABILITIES		
Equity		
(a) Equity Share capital	3,490,000	3,490,000
(b) Other Equity	(3,508,488)	(3,002,058)
Total Equity	(18,488)	487,942
LIABILITIES		
Non-current liabilities		
(a) Financial Liabilities		
(i) Borrowings	3,000,000	3,000,000
(ii) Trade payables		
(b) Provisions		
Current liabilities		
(a) Financial Liabilities		
(i) Borrowings		
(ii) Trade payables	16,138,056	15,100,989
(b) Other current liabilities	73,000	73,000
Total Liabilities	19,211,056	18,173,989
Total Equity & Liabilities	19,192,568	18,661,931

For Velox Industries Limited



Sanjiv Jain
Chairman

Place: Mumbai

Dated: 14th November, 2019

VELOX INDUSTRIES LIMITED

(FORMERLY KHATAU EXIM LIMITED)

REGD. OFF.: THE SUBMIT BUSINESS BAY, 102-103, LEVEL-1

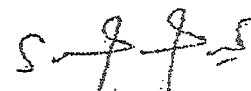
SERVICE ROAD, WESTERN EXPRESS HIGHWAY, VILLEY PARLE (EAST), MUMBAI - 400052

CIN: L15122MH1983PLC029364

CASH FLOW STATEMENT

	Period ended 30.09.2019	Year ended 31.03.2019
A. CASH FLOW FROM OPERATING ACTIVITIES		
Net Profit before tax and Extra-Ordinary Items	(506,430)	(565,998)
ADJUSTMENTS FOR:		
OPERATING PROFIT BEFORE WORKING CAPITAL CHARGES	(506,430)	(565,998)
ADJUSTMENTS FOR:		
i) Loan & advances	(62,599)	(68,636)
ii) Current Liabilities	1,037,067	(1,409,029)
Net Cash flow from operating Activities	468,038	(2,043,663)
B. CASH FLOW FROM INVESTING ACTIVITIES		
Net Cash from investing activities	-	-
C. CASH FLOW FROM FINANCING ACTIVITIES		
i) Issue of Share Capital	-	-
Net Cash flow from Financing Activities	-	-
Net increase in Cash or Cash Equivalents	468,038	(2,043,663)
Opening Cash & Cash Equivalents	347,365	2,391,028
Closing Cash & Cash Equivalents	815,403	347,365

For Velox Industries Limited

**Sanjiv Jain**
Chairman

Place: Mumbai

Dated: 14th November, 2019